



Compact 1600

Listed to
ANSI/UL 325

OPERATOR REALIZED FOR SWING GATE (UNDERGROUND AUTOMATION) IN ANCIENT OR MODERN STYLE. MAX LEAF WEIGHT 1760. MAX LEAF LENGTH 13 FEET.

Strong, Silent & Discrete

The Compact 1600 is a one-piece unit consisting of a hydraulic pump unit close coupled to the underground gate actuator. The drive assembly fits into a purpose made gate support box. The pump unit casing contains the electric motor, fluid pump, distributor and hydraulic oil. The hydraulic fluid acts as both the motive force and as a coolant for the motor, setting valve for pressure regulation, brake in opening and closing. Gates can be securely locked in the opened and closed position using the operators internal hydraulic system.



OPERATOR SPECIFICATION	
Supply voltage	115 Vac \pm 5%
Motor current	2 A
Pump capacity	0,13/0,19 Gal
Opening time	13/15 sec.
Operating temperature	-43°F +131°F
Thermal protection intervention	266°F
Max leaf weight	1760 Pound
Max leaf length	13 feet
Cycle/hour	30
Weight	30,4 Pound



Manual Release: In case of a power failure: The operator's internal hydraulic locking can be released using a special key and the gate used manually until power is restored.

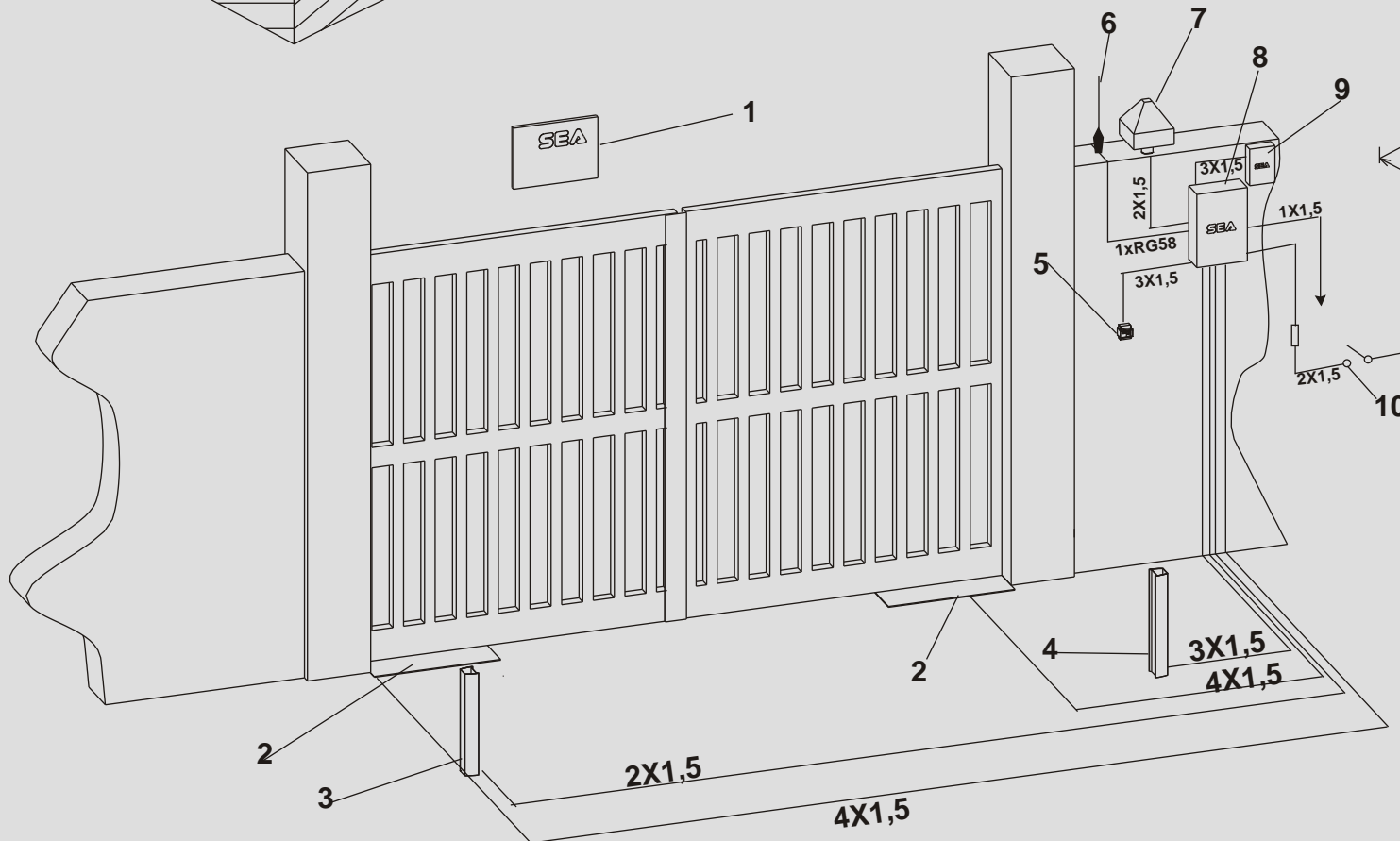
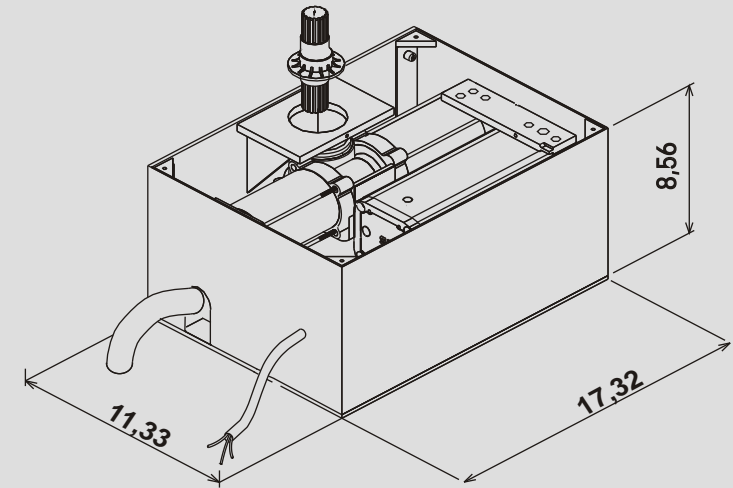
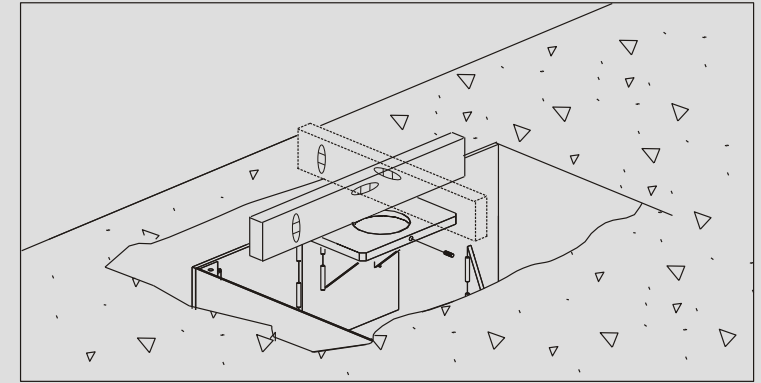
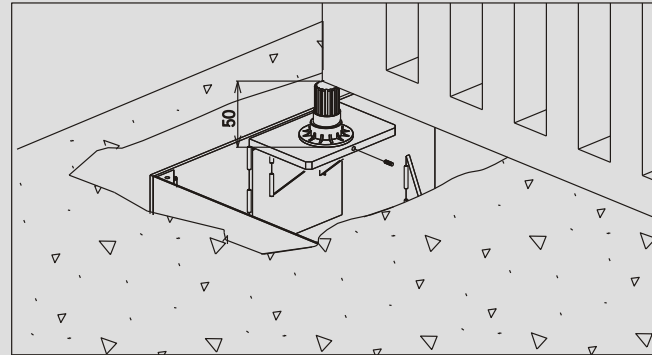
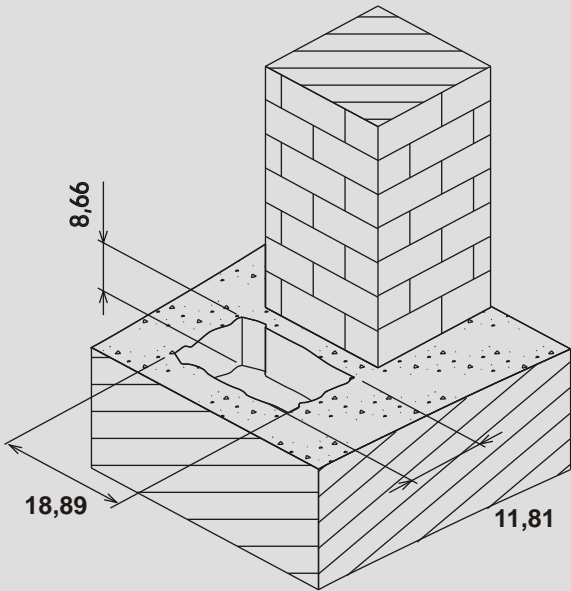
DESCRIPTION	COD	LOCK TYPE	OPENING ANGLE	LEAF WEIGHT	PUMP CAPACITY
COMPACT 1600 DX	121AC0R0P	AC	140°	1760 Pound	0,13 Gal
COMPACT 1600 SX	121AC0L0P	AC	140°	1760 Pound	0.13 Gal
COMPACT 1600 DX	121AC1R0P1	AC	100°	1760 Pound	0,19 Gal
COMPACT 1600 DX	121AC1L0P1	AC	100°	1760 Pound	0,19 Gal
CARRYING BOX	12101010	SX			
COMPULSORY ACCESSORY	12101005	DX			



**ELECTRONIC CONTROL UNIT FOR
COMPACT 1600 Cod. 2302A110**



Typical Installation



- 1) Warning plate
- 2) Operator LYRA COMPACT PLUS
- 3) Photocell SX
- 4) Photocell DX
- 5) Keyswitch
- 6) Antenna
- 7) Warning light
- 8) Electronic control unit
- 9) Radio receiver
- 10) Differential 16A-30mA